


TS-80 V 150

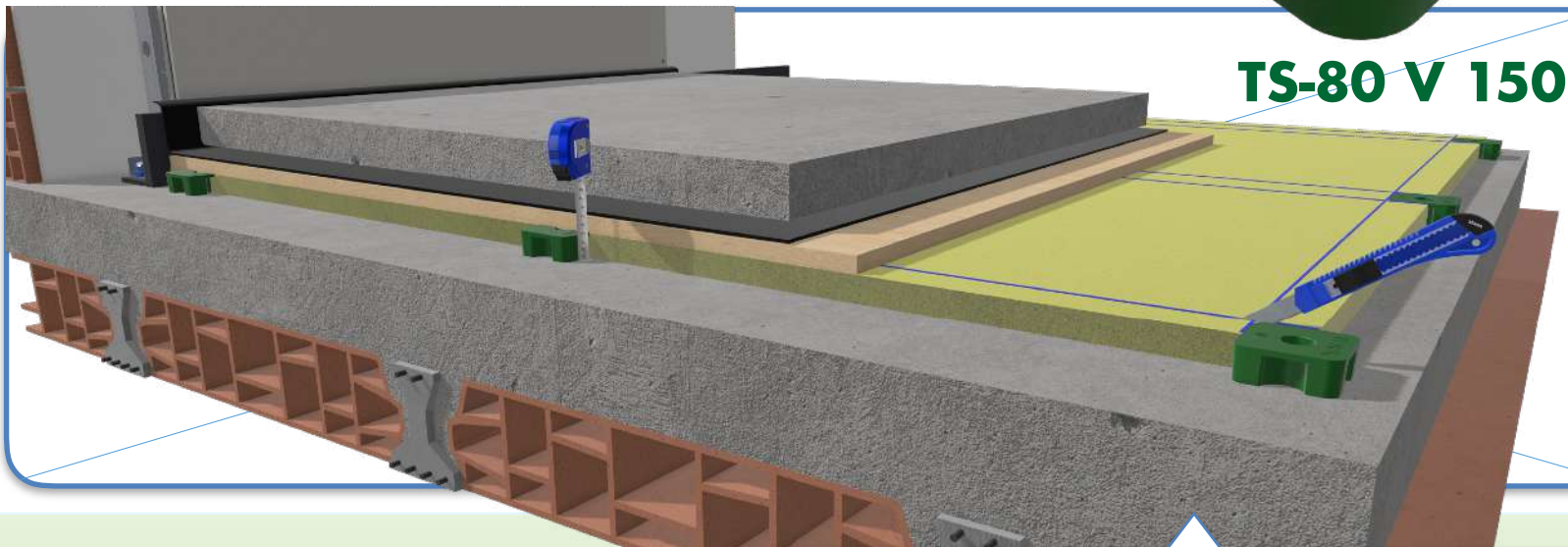
RUBBER MOUNT WITH RESTRAINT SYSTEM FOR ACOUSTIC FLOORS OR INERTIA BASES

This model is a **RUBBER** wall mount for acoustic floors devised to provide quality to any given acoustic system and to eradicate sound frequencies and vibrations.

The **SE-TS-80 V 150** includes a **PATENTED** restraint system (two protrusions in its base) which limits the movement making sure the grip to the floor. It is designed in the shape of trapezium with **X** shaped base improving the elasticity of the system and proving an excellent performance in the soundproofing field.




TS-80 V 150



Suggested use: rubber mount for acoustic floors under **concrete slab**. This type of polymer has a better damping result than other rubbers such as polyurethane, polystyrene, EPDM, among others.

REF.	COLOUR	THICKNESS (mm)	USE	LOAD (kg) MIN-MAX	PACKING (Units)
SE-TS-80 V 150		30	Acoustic floors	35 - 200	16 - 50



I+D+i


*This product has been registered in the **Spanish Patents and Trademarks Office**

Quality of the polymer

- Polymer: **KRAIBURG-TPE - TC4/GPN** (tested according to the Standard **UNE-EN ISO 10846-1:2009**).

✓ Resonance frequency: **7-15 Hz**.

✓ Recommended load range: **35 kg - 200 kg**.



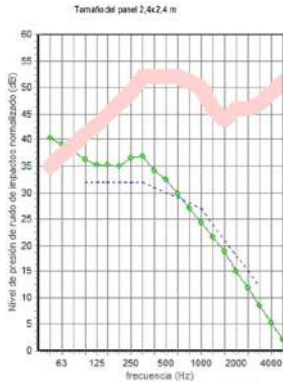
Ref. SE-TS-80 V 150

Predicción de Impacto Sonoro (v8.0.1)

Derechos de autor del programa: Marshall Day Acoustics 2014

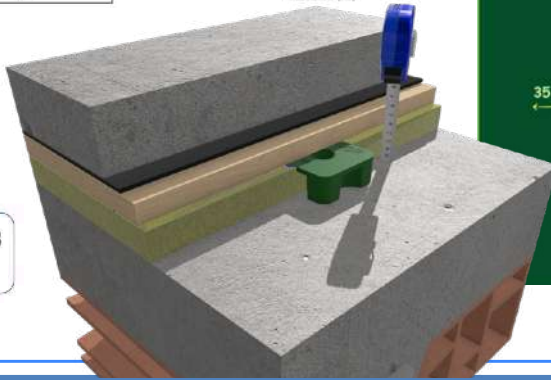
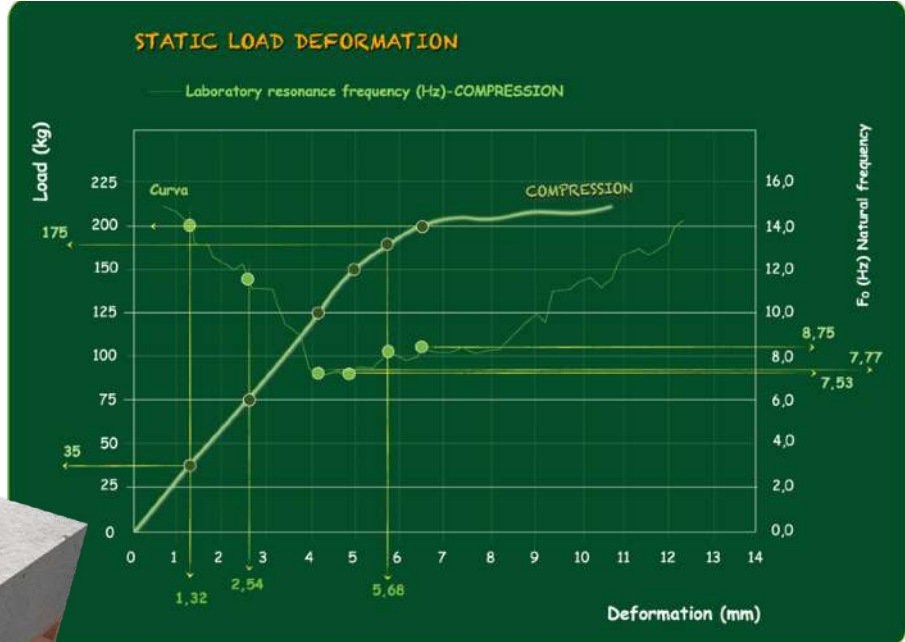
- Key No. 6719

Margen de error de Predicción de Impacto Sonoro está generalmente entre $L_{n,w} \pm 5$ dB



frecuencia (Hz)	Ln(dB)	Ln(dB)
50	40	
63	39	44
80	38	
100	36	
125	36	40
160	36	
200	35	
250	37	41
315	37	
400	34	
500	32	37
630	30	
800	27	
1000	24	30
1250	22	
1600	19	
2000	15	21
2500	12	
3150	8	
4000	5	11
5000	2	

Laboratory test UNE-EN ISO 10846-1:2009



$L_{n,w}$ 30 dB
 C_1 0 dB

Axial compression results

LOAD (Kg)	DEFORMATION (mm)	RESONANCE FREQUENCY (Hz)	SWEEP (Hz)		SOUNDPROOFING LEVEL (%)	
35	1,32	14,00	25	50	54,31	91,49
75	2,54	11,85	25	50	71,02	94,05
125	4,13	7,77	25	50	89,31	97,53
150	4,93	7,53	25	50	90,02	97,68
175	5,68	8,25	25	50	87,78	97,20
200	6,47	8,75	25	50	86,04	96,84



Data sheet

TC4GPN (GP/FG Series)

THERMOLAST® K

Product properties

Name TC4GPN

Series GP/FG

Colour / RAL DESIGN Natural

Mechanical properties

Hardness 39⁺ +- 5⁺ ShoreA DIN ISO 7619-1

Density 1.100 g/cm³ DIN EN ISO 1183-1

Tensile strength¹ 6.5 MPa DIN S3504/ISO 37

Elongation at break¹ 800 % DIN S3504/ISO 37

Tear resistance 14.0 N/mm ISO 34-1 Methode B (b)(Graves)

CS 72 h/23 °C 12 % DIN ISO 815-1 Method A

CS 24 h/70 °C 23 % DIN ISO 815-1 Method A

CS 24 h/100 °C 59 % DIN ISO 815-1 Method A

¹ Deviating from ISO 37 standard test piece S2 is tested with a traverse speed of 200 mm/min.

All values published in this data sheet are rounded average values.



Ref. SE-TS-80 V 150


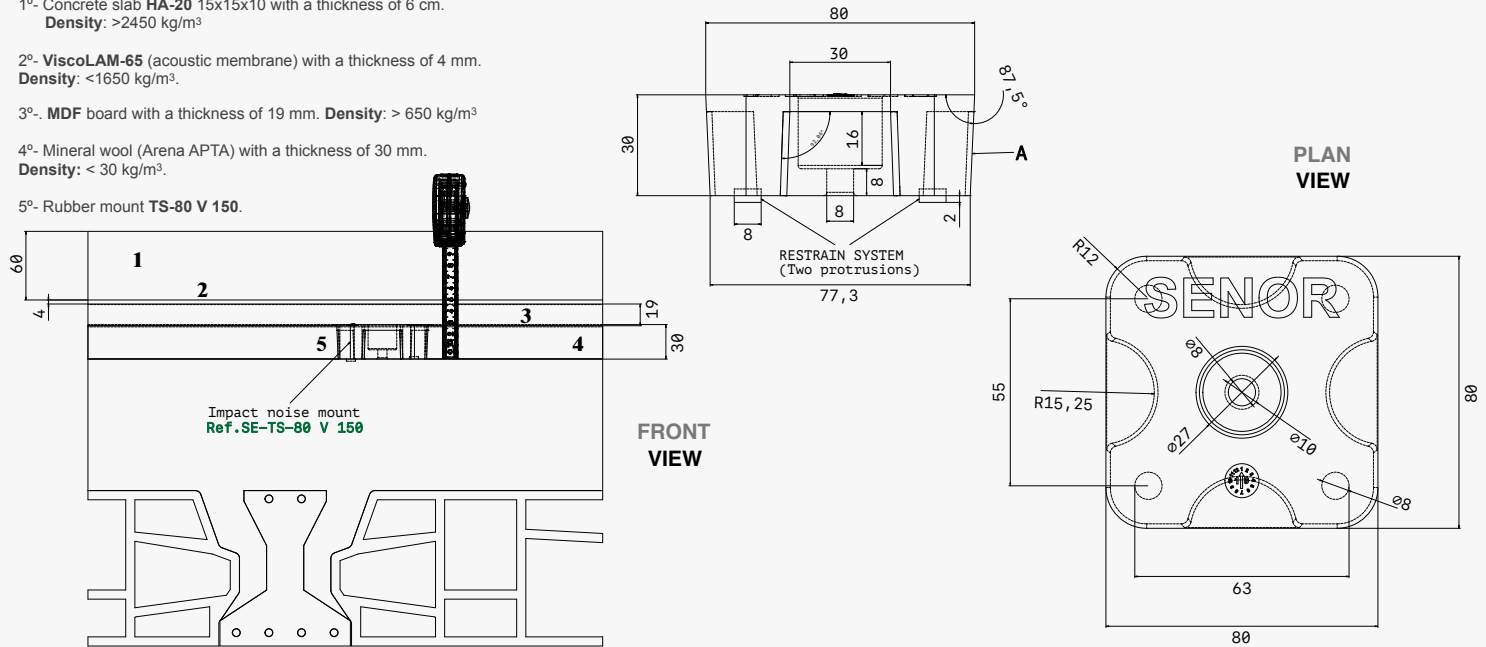
1º- Concrete slab **HA-20** 15x15x10 with a thickness of 6 cm.
Density: >2450 kg/m³

2º- **ViscoLAM-65** (acoustic membrane) with a thickness of 4 mm.
Density: <1650 kg/m³.

3º- **MDF** board with a thickness of 19 mm. Density: > 650 kg/m³


4º- Mineral wool (Arena APTA) with a thickness of 30 mm.
Density: < 30 kg/m³.


5º- Rubber mount **TS-80 V 150**.

**MATERIALS**

This acoustic mount is composed of:

- A: The polymer: **KRAIBURG-TPE / TC4GPN**. Hardness: 39 +/- 5° SHORE A. Colour: **Green**. Hardness according to the Standard ISO 48-4 o DIN ISO 7619-1

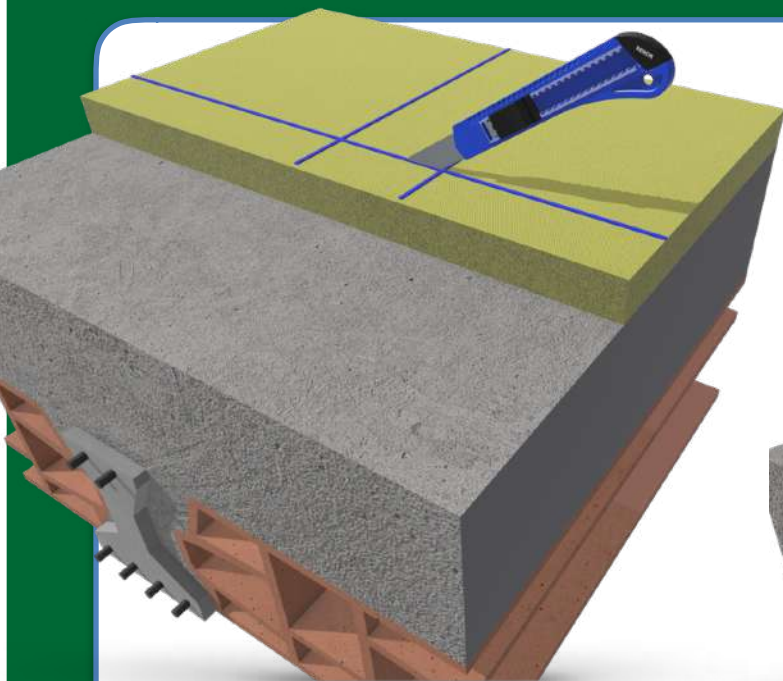




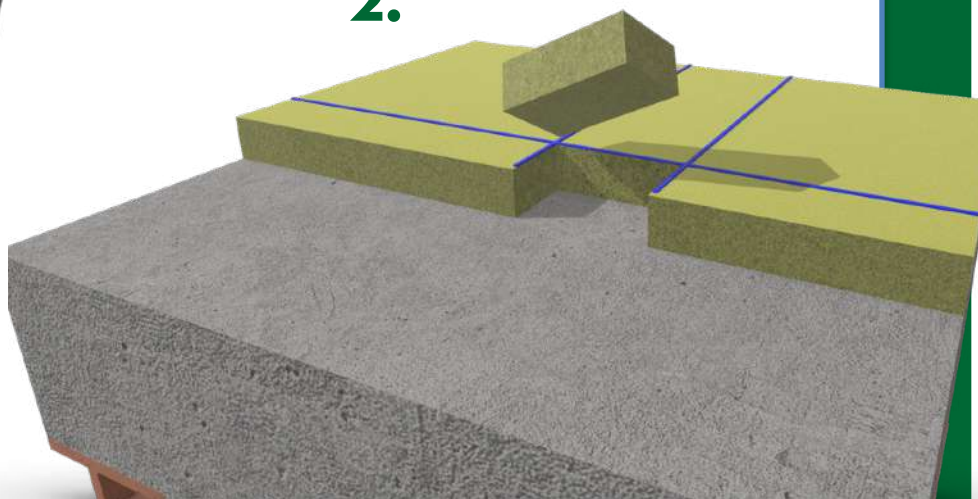
Ref. SE-TS-80 V 150

Installation

1.



2.



3.

